



*Market Activity  
& Trends*

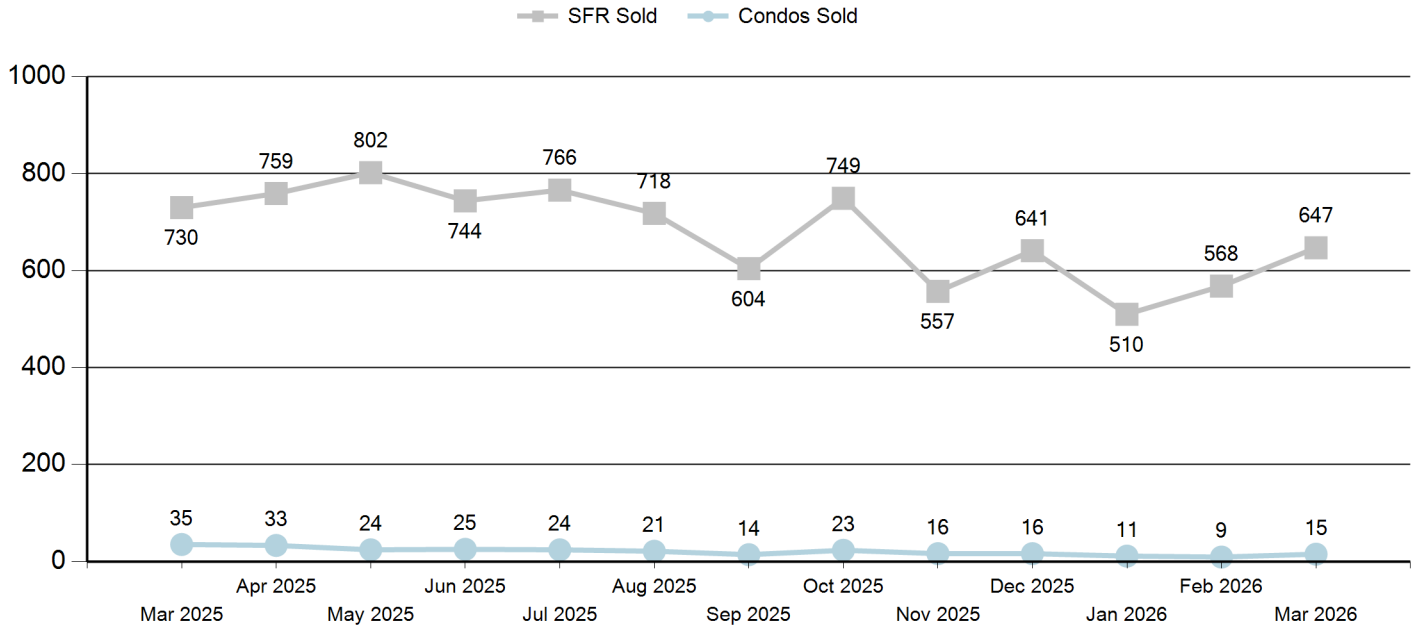
**KERN COUNTY**

**MARCH 2026**



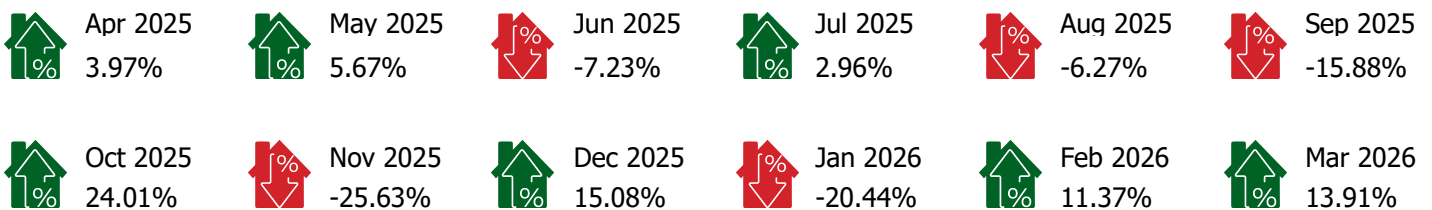
**Lawyers Title<sup>®</sup>**

## SFR & CONDO SALES LAST 12 MONTHS

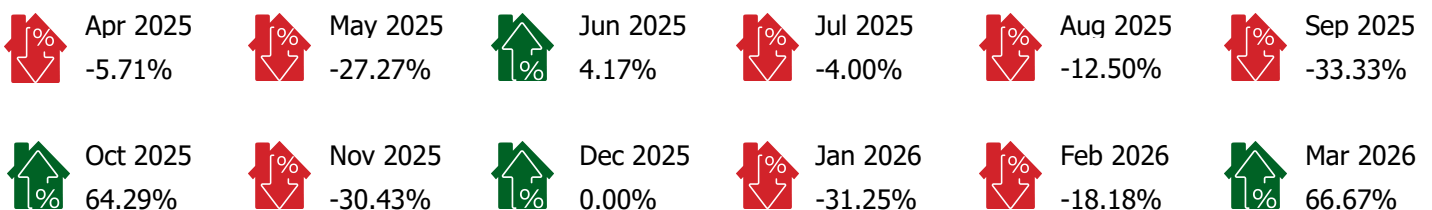


## MONTH OVER MONTH TRENDS

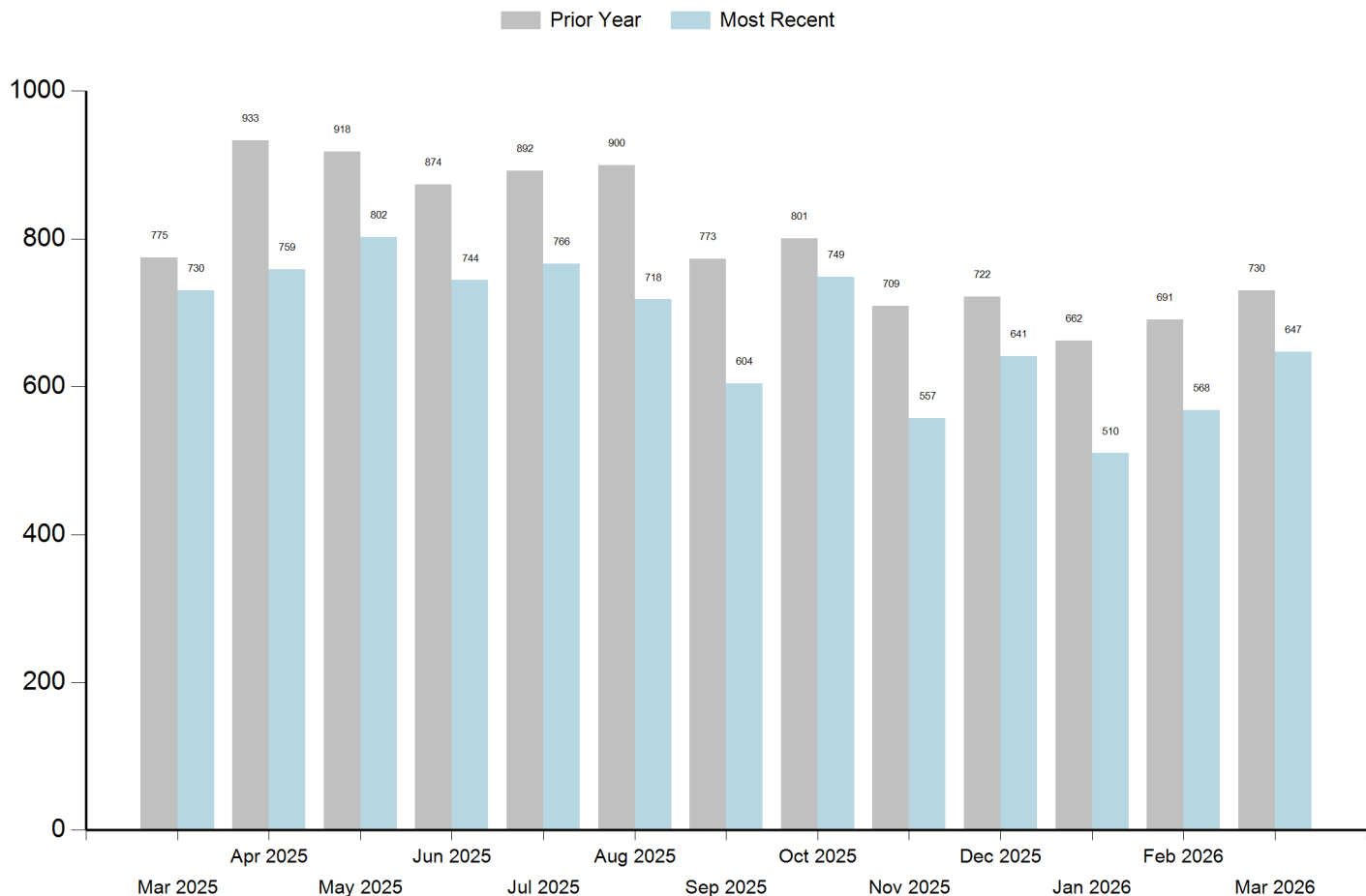
### SFR % Change



### Condo % Change

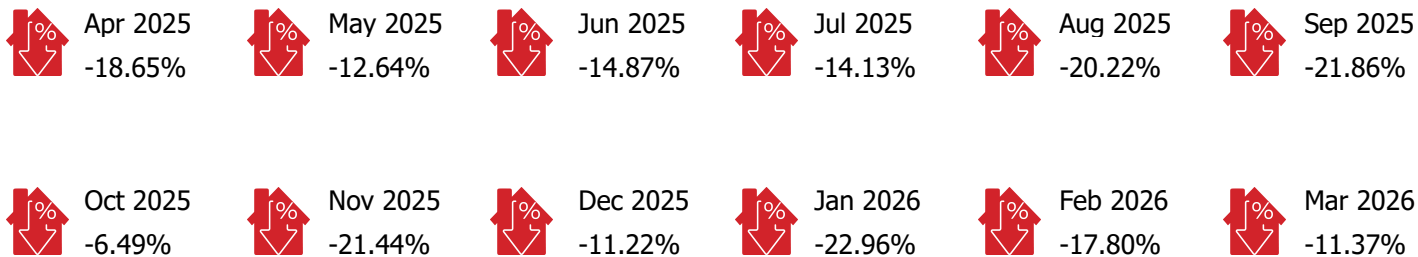


## SFR YEAR OVER YEAR

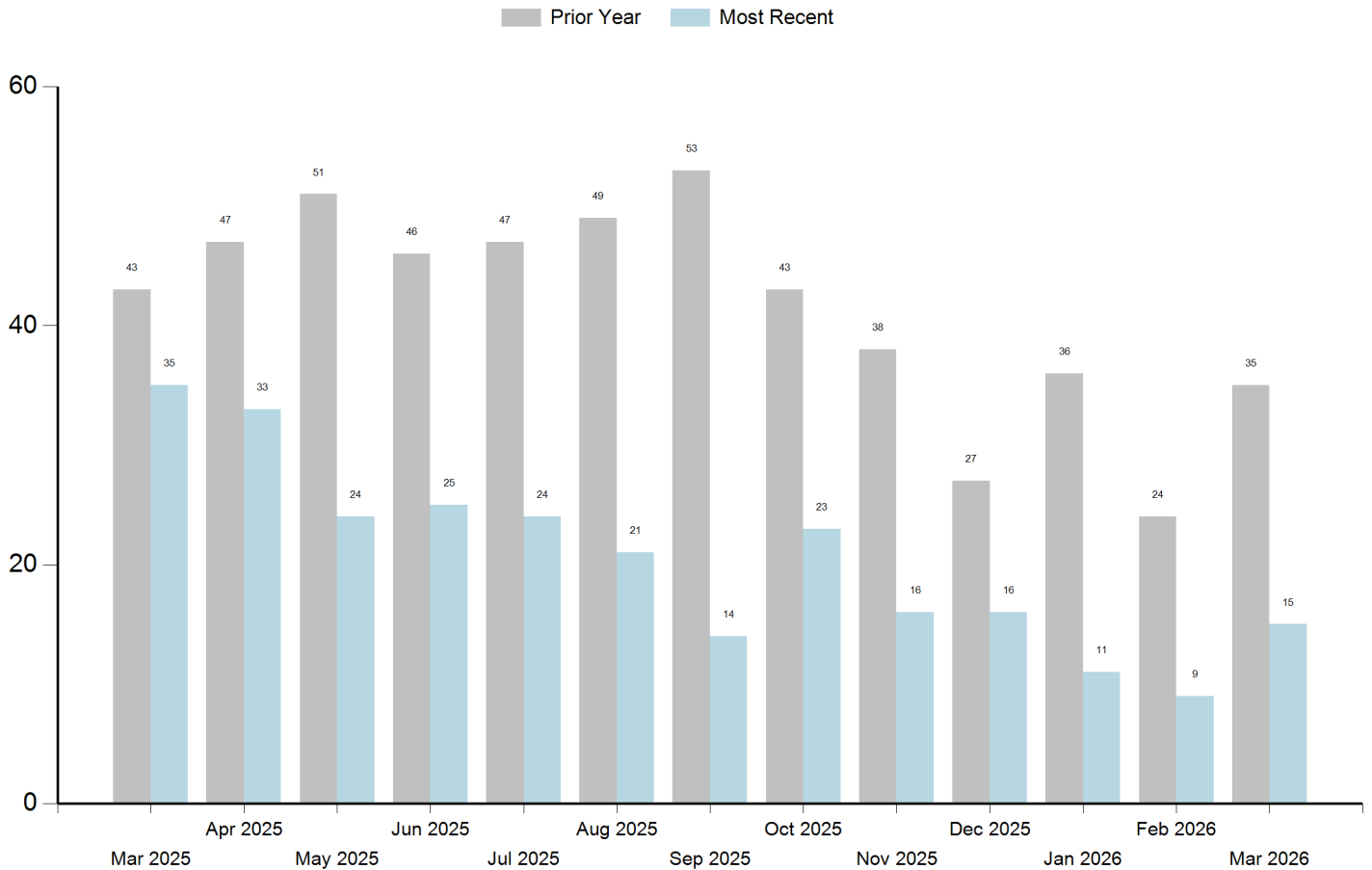


## SFR YEAR OVER YEAR TRENDS

### SFR % Change

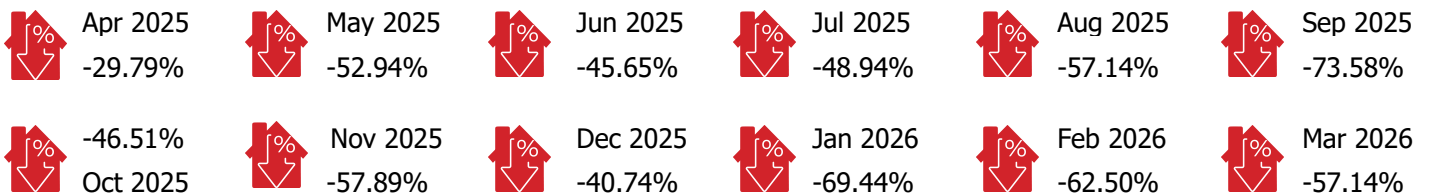


## CONDO YEAR OVER YEAR

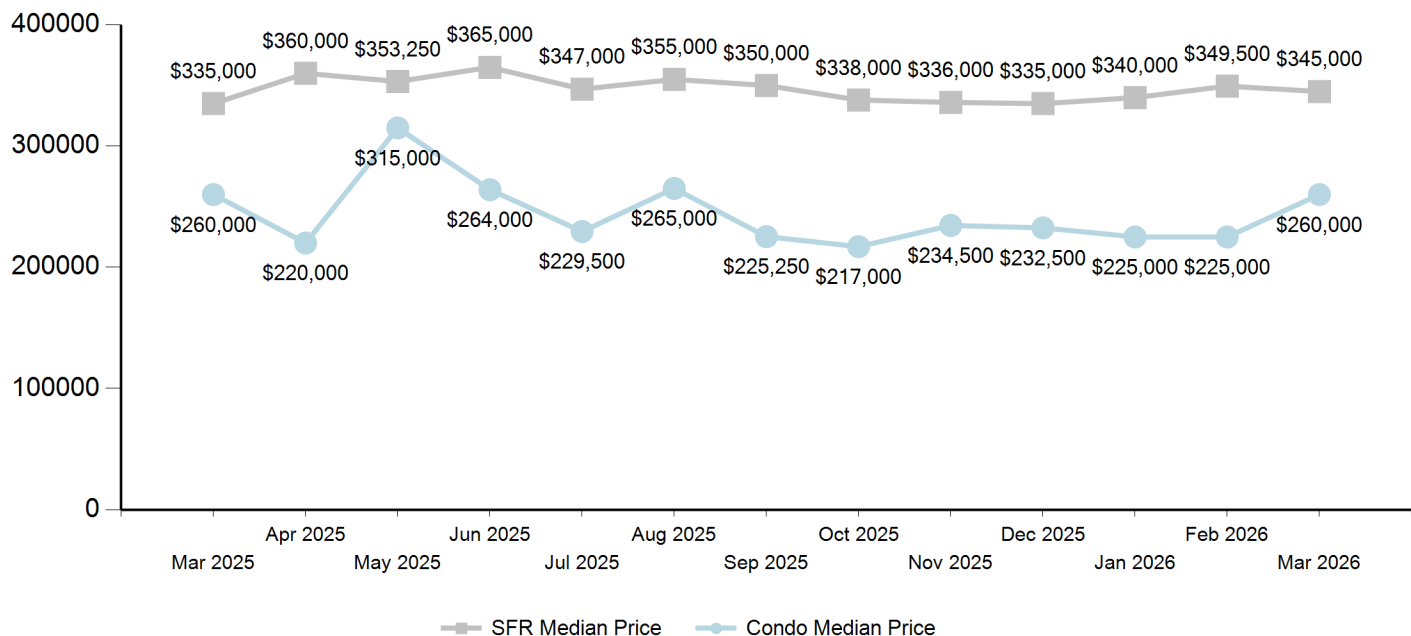


## CONDO YEAR OVER YEAR TRENDS

### CONDO % Change

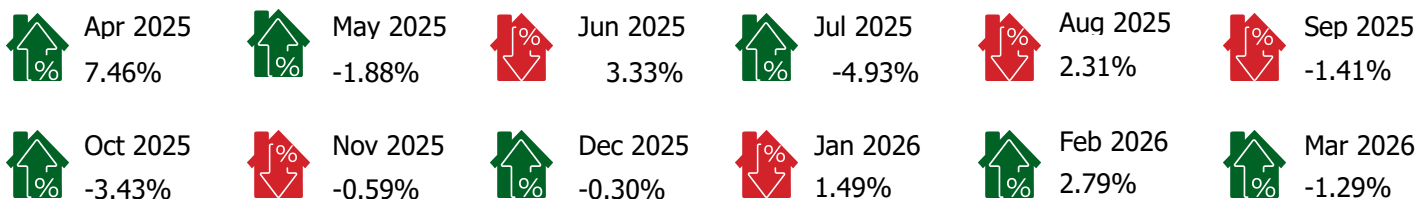


## SFR & CONDO MEDIAN SALES PRICE LAST 12 MONTHS

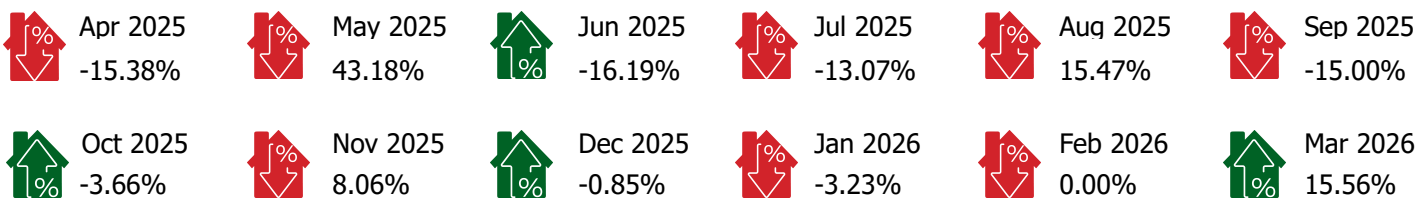


## MONTH OVER MONTH TRENDS

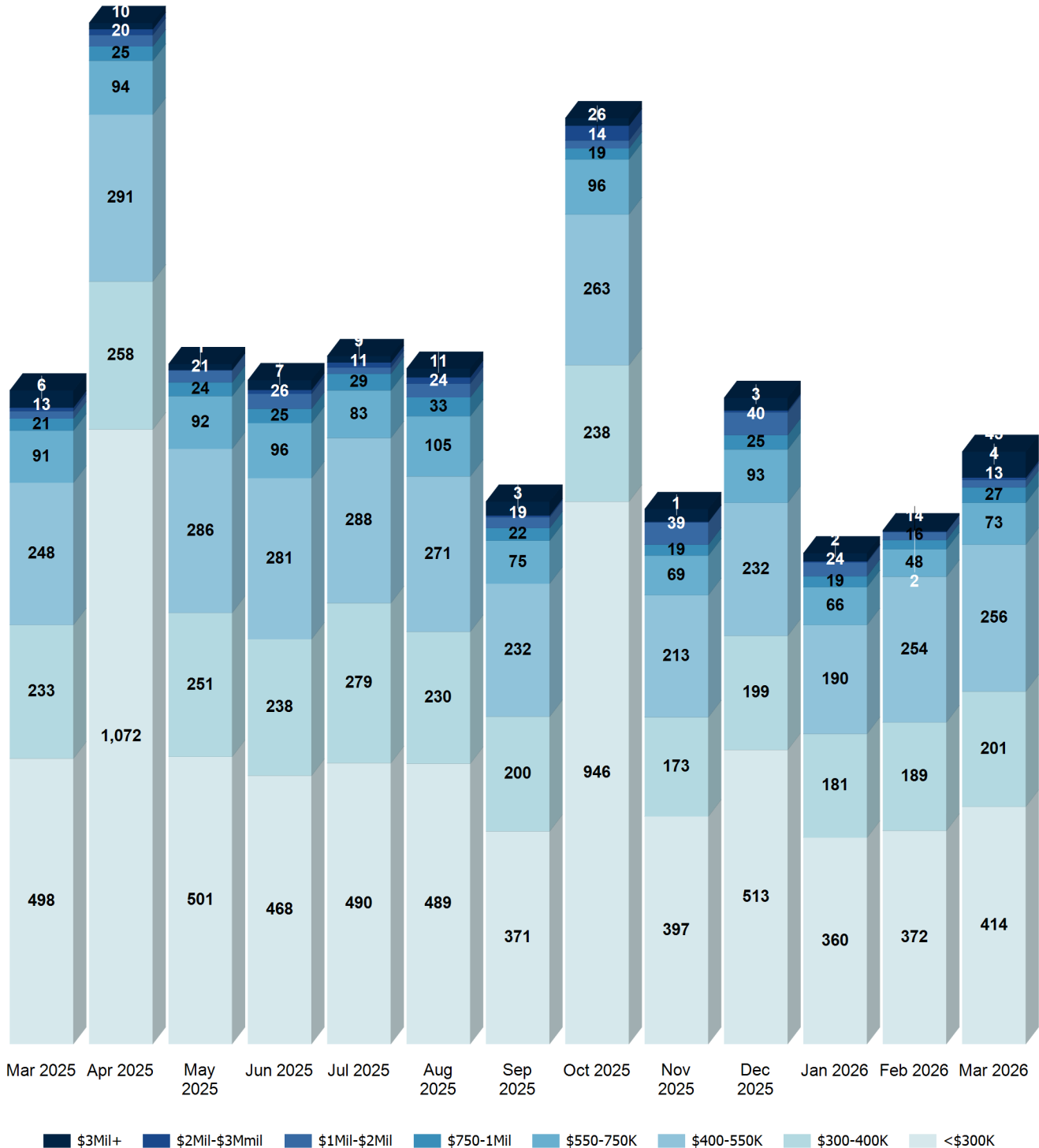
### SFR % Change



### Condo % Change



## SALES VALUE RANGES



# MARCH 2026



COMMUNITY NAME	ZIP CODE	SFR				Condos		
		SALES	MEDIAN PRICE (\$1,000)	PRICE % CHG YOY	MEDIAN \$/ Sq. Ft.	SALES	MEDIAN PRICE (\$1,000)	PRICE % CHG YOY
ARVIN	93203	4	\$337	-23.29%	\$193	0	\$0	0.00%
BAKERSFIELD	93301	4	\$437	-38.68%	\$220	1	\$220	30.00%
BAKERSFIELD	93304	31	\$285	-6.67%	\$218	0	\$0	-75.00%
BAKERSFIELD	93305	21	\$275	-7.37%	\$212	0	\$0	66.67%
BAKERSFIELD	93306	50	\$358	-4.55%	\$290	2	\$289	-70.42%
BAKERSFIELD	93307	29	\$275	-26.00%	\$230	1	\$335	-15.38%
BAKERSFIELD	93308	52	\$350	-1.79%	\$238	0	\$0	-27.27%
BAKERSFIELD	93309	30	\$390	-5.33%	\$220	8	\$288	-18.24%
BAKERSFIELD	93311	38	\$458	-16.18%	\$252	1	\$245	-91.21%
BAKERSFIELD	93312	45	\$435	-3.48%	\$243	0	\$0	0.00%
BAKERSFIELD	93313	34	\$407	-33.16%	\$238	0	\$0	-23.08%
BAKERSFIELD	93314	41	\$510	-19.66%	\$269	0	\$0	-100.00%
<b>BAKERSFIELD TOTAL</b>		<b>375</b>	<b>\$380</b>	<b>-14.81%</b>	<b>\$239</b>	<b>13</b>	<b>\$275</b>	<b>-32.39%</b>
BODFISH	93205	4	\$70	12.07%	\$85	0	\$0	0.00%
BORON	93516	4	\$210	-33.33%	\$158	0	\$0	0.00%
BUTTONWILLOW	93206	1	\$70	-5.56%	\$96	0	\$0	0.00%
CALIENTE	93518	1	\$224	-40.63%	\$259	0	\$0	0.00%
CALIFORNIA CITY	93505	19	\$280	-14.15%	\$164	0	\$0	-66.67%
DELANO	93215	13	\$308	-29.39%	\$216	0	\$0	0.00%
FRAZIER PARK	93225	4	\$348	-35.20%	\$153	0	\$0	0.00%
INYOKERN	93527	2	\$69	-4.26%	\$47	0	\$0	0.00%
KEENE	93531	2	\$313	-16.67%	\$172	0	\$0	0.00%
KERNVILLE	93238	4	\$248	-36.73%	\$214	0	\$0	0.00%
LAKE ISABELLA	93240	12	\$186	-2.42%	\$128	0	\$0	0.00%
LAMONT	93241	3	\$290	8.89%	\$251	0	\$0	0.00%
LEBEC	93243	3	\$345	8.00%	\$244	0	\$0	0.00%
MARICOPA	93252	2	\$245	-22.22%	\$184	0	\$0	0.00%
MC FARLAND	93250	3	\$240	-57.28%	\$225	0	\$0	0.00%
MOJAVE	93501	7	\$200	-14.49%	\$151	0	\$0	0.00%
NORTH EDWARDS	93523	1	\$125	-33.33%	\$120	0	\$0	0.00%
PINE MOUNTAIN CLUB	93222	6	\$315	-10.53%	\$254	0	\$0	0.00%
RIDGECREST	93555	40	\$236	-6.95%	\$161	2	\$178	0.00%
ROSAMOND	93560	22	\$415	-8.52%	\$234	0	\$0	0.00%

COMMUNITY NAME	ZIP CODE	SFR				Condos		
		SALES	MEDIAN PRICE (\$1,000)	PRICE % CHG YOY	MEDIAN \$/ Sq. Ft.	SALES	MEDIAN PRICE (\$1,000)	PRICE % CHG YOY
SHAFTER	93263	17	\$465	-32.80%	\$240	0	\$0	-100.00%
TAFT	93268	28	\$206	-12.41%	\$161	0	\$0	20.00%
TEHACHAPI	93561	56	\$423	-5.45%	\$242	0	\$0	-58.33%
WASCO	93280	8	\$286	-22.83%	\$199	0	\$0	100.00%
WELDON	93283	1	\$180	-21.05%	\$128	0	\$0	0.00%
WOFFORD HEIGHTS	93285	5	\$115	-10.38%	\$111	0	\$0	-100.00%